





CHINA INTERNATIONAL MARINE CONTAINERS (GROUP) LTD

2017






















45,0	0 2 3. 7	1 5. 1 467
	33. 20	1 766



□



4,33



27, 3

061 0.

64. 137

33,42

20 6 2

74 301

26

2 216

1 . . 1



2,43

6. 7 7

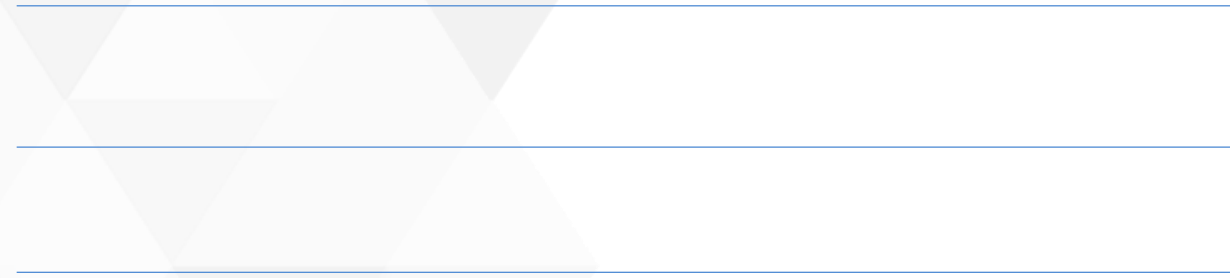

06 222

16,76

2 51

. 5. 3



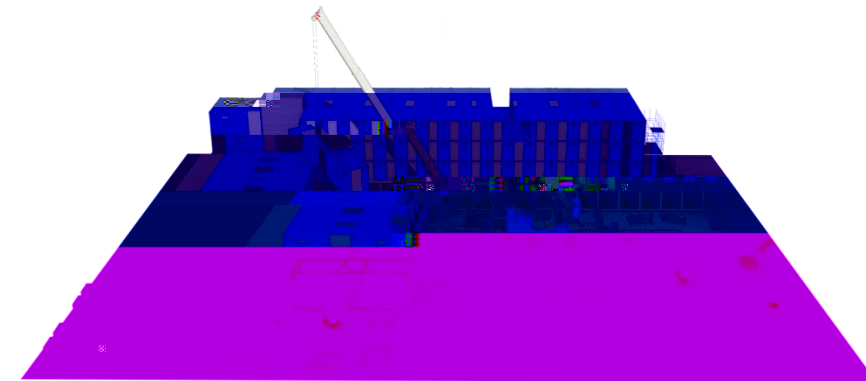





1, 0	26 . 2.	2 134
------	---------	-------

1,53	3 4 . 75	231 5. 6
------	----------	----------





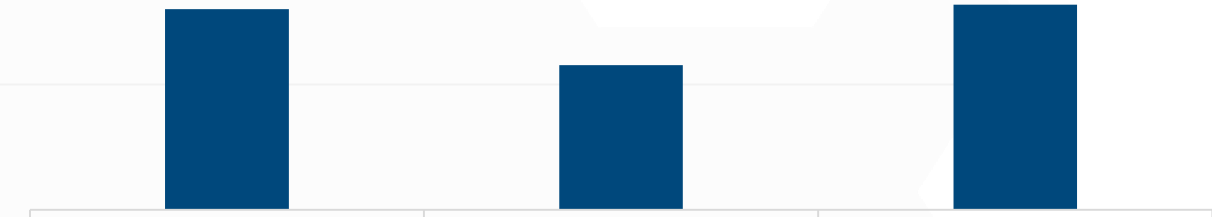








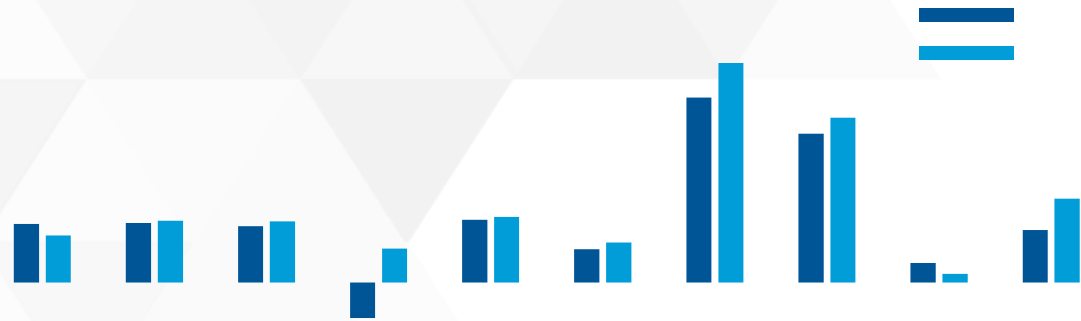




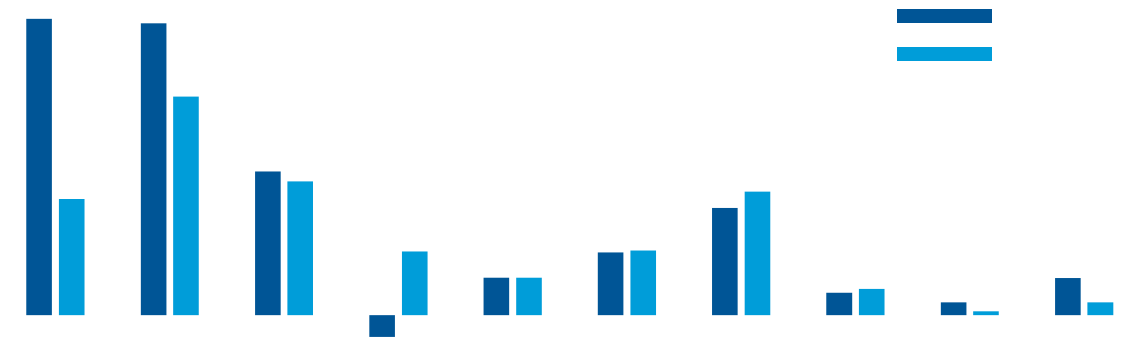





2017年6月各板 毛利率(未)



2017年6月各板 毛利 (未)







2017年6月各板 利 (未)







□





□





□

