



中国国际海运集装箱（集团）股份有限公司
CHINA INTERNATIONAL MARINE CONTAINERS (GROUP) LTD

2017
















The overall trend of the industry is positive.



49 6	82 712	8 124 465
67 7	679 127	472 9 4
4 1	92 579	69 342







Four horizontal blue lines for text entry, with a blue curly bracket on the left side spanning the first two lines.








.78 32	2 325 61	4 814 79
.	.661 532	.4 99







27 66


4 862 313




4 329 728

.27 32


68 451


79 545













.6 82

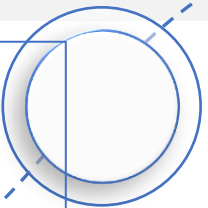
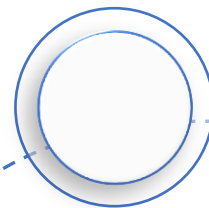
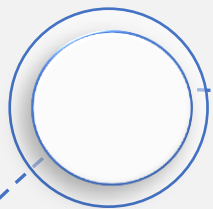
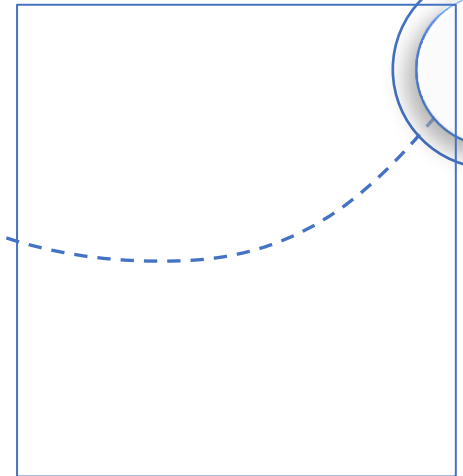

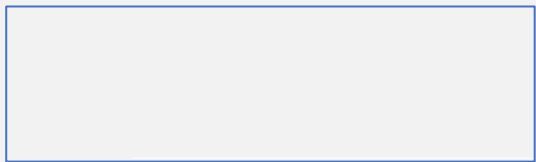
3 8 775

426 7 9

63 15

76 146

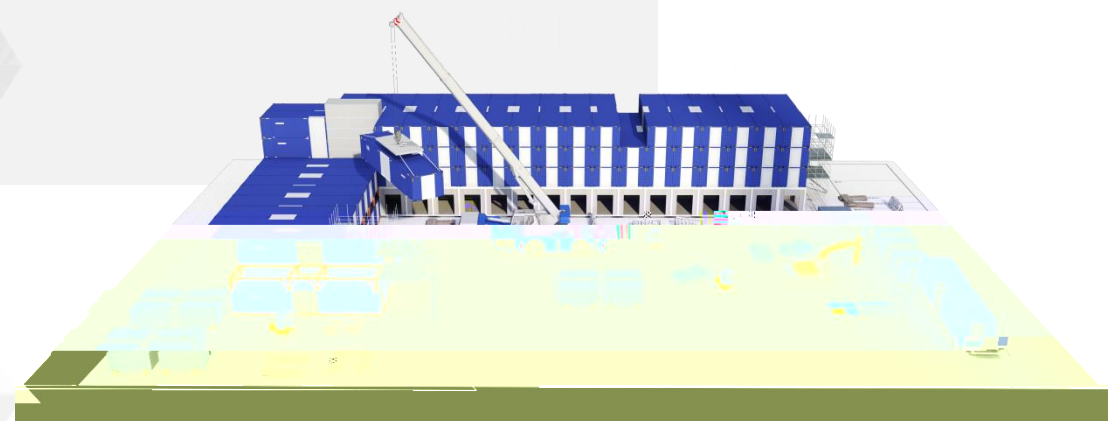
53 886





4 13	2 259 151	2 225 467
24 86	627 1 8	564 819





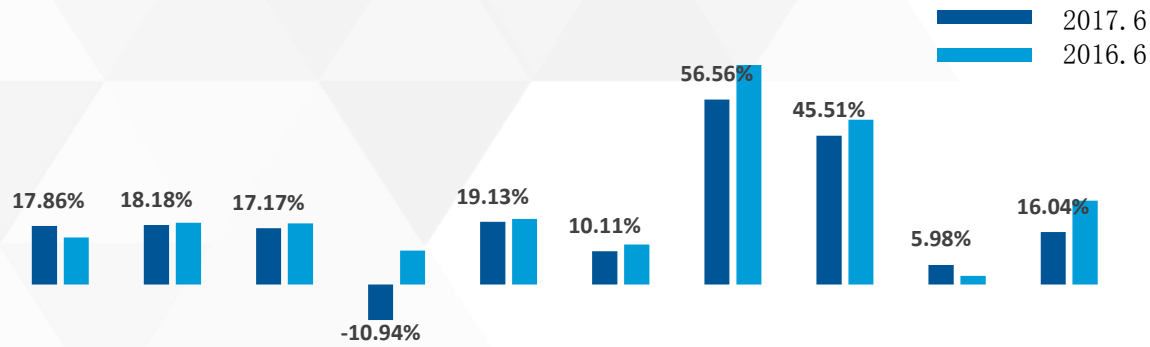




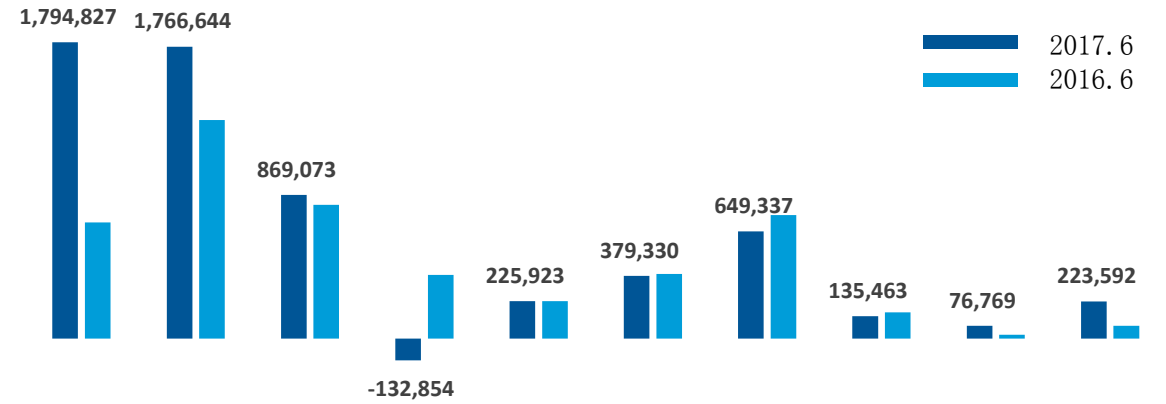




Gross profit margin of principle business (unaudited)



Gross profits of principle business (unaudited)



Net profits of principle business (unaudited)

